



EU Space programmes enabling downstream applications

EUSPA, Market Downstream and Innovation

Bernardo Brum



EUSPA Market Report presents GNSS and EO market trends and applications

- **The EO and GNSS Market Report** combines the market and application insights into a **single report** that provides global coverage of the EO and GNSS applications across multiple market segments









Editor's Special: Innovative solutions for Health



New EUSPA EU Space Market Report with focus on both GNSS and EO

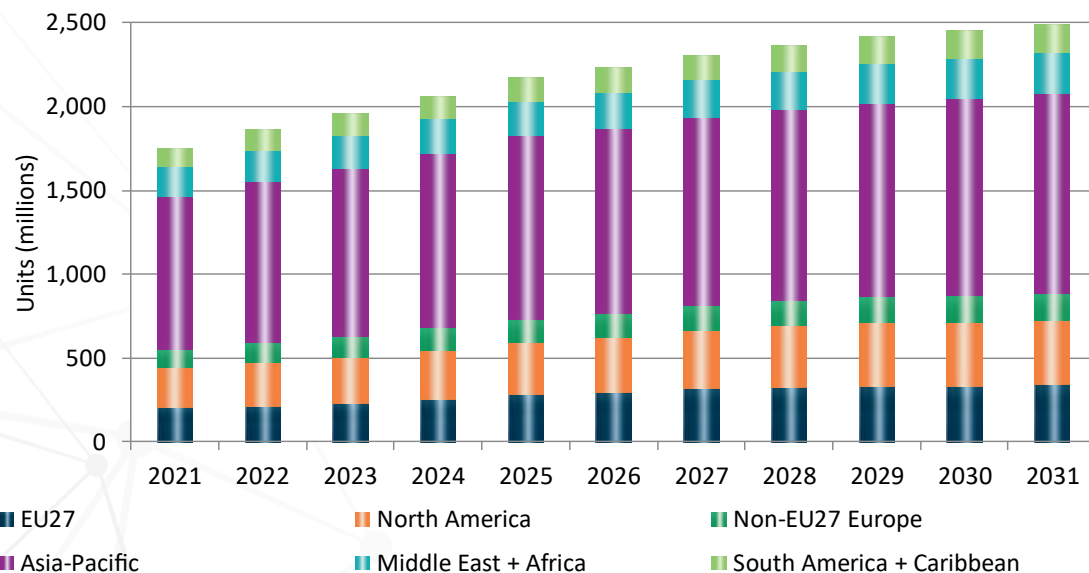
https://www.euspa.europa.eu/sites/default/files/uploads/euspa_market_report_2022.pdf

Space data are used across many sectors

	Agriculture		Fisheries and Aquaculture
	Aviation and Drones		Forestry
	Biodiversity, Ecosystems and Natural Capital		Infrastructures
	Climate Services		Insurance and Finance
	Consumer Solutions, Tourism and Health		Maritime and Inland Waterways
	Emergency Management and Humanitarian Aid		Rail
	Energy and Raw Materials		Road and Automotive
	Environmental monitoring		Space
			Urban Development and Cultural Heritage

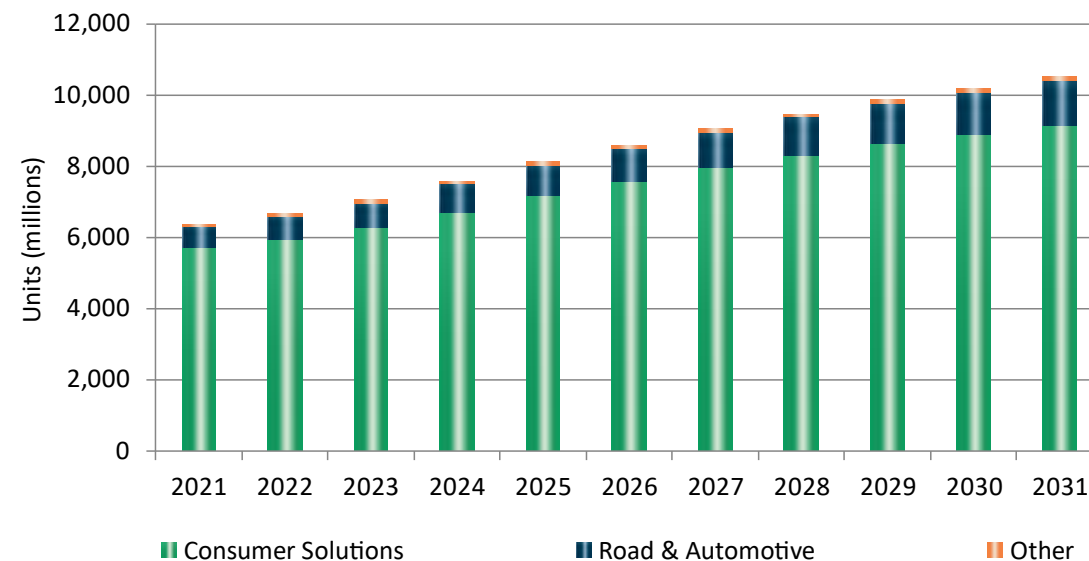
GNSS shipments and installed base

Shipments by region



- **Asia-Pacific** will continue its reign as the largest market, correlating with the region's population

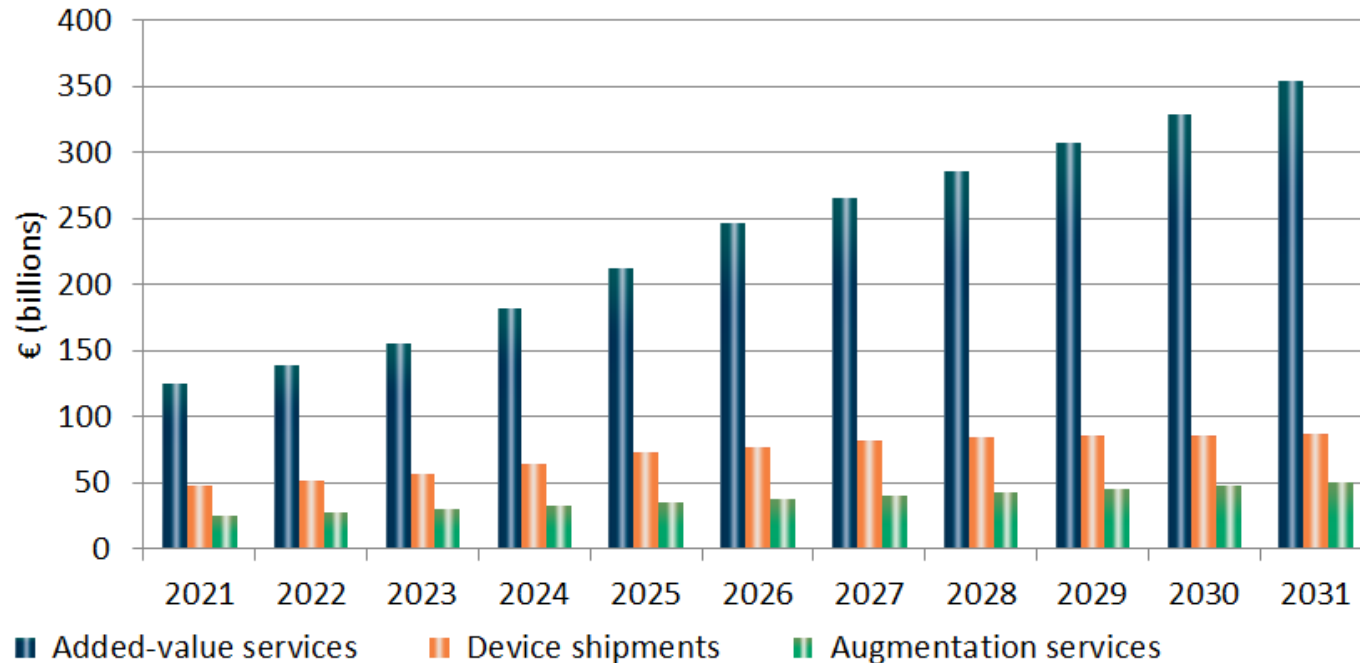
Installed base of GNSS receivers by segment



- The lion's share of the installed base is dominated by the Consumer Solutions segment, drop of 3% in global share over the next decade is expected as there is a **global trend towards extending the useful life of a smartphone**

GNSS revenues

Revenue from GNSS devices sales and services



- The growth of global GNSS downstream market revenues is **mainly generated through the revenues from added-value services**
 - Added-value service revenues are expected to grow of 11% per year reaching just over €350 bn in 2031.
- The revenues from **GNSS augmentation services** are foreseen to grow annually by 7%, doubling their value from €25 bn in 2021 to nearly €51 bn in 2031

EO revenues

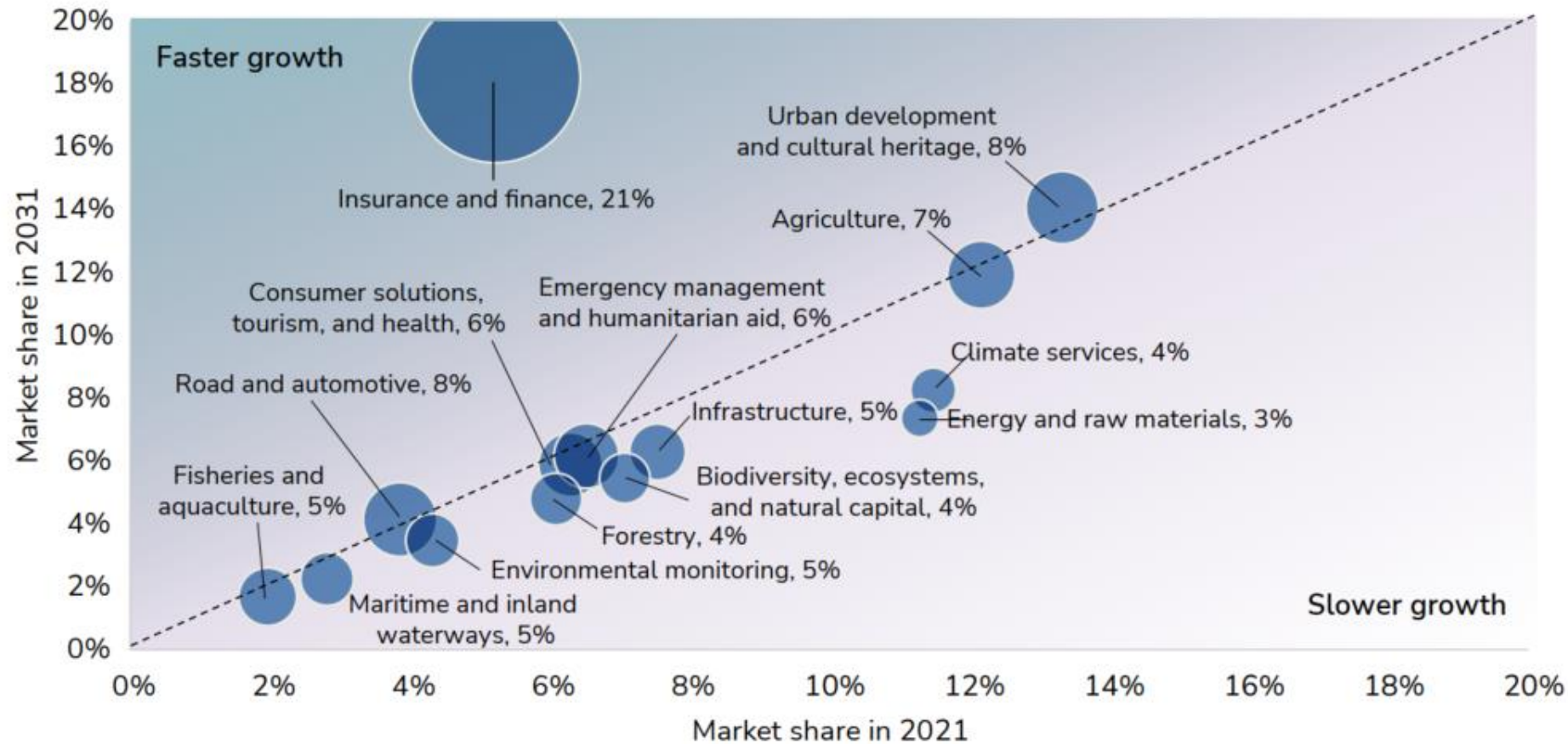
- Over half of global revenues (i.e. 55%) are **generated by the top five segments**, namely Urban Development and Cultural Heritage, Agriculture, Climate Services, Energy and Raw Materials, and Infrastructures
- The Insurance and Finance segment (i.e. €145 m and 5.2% in 2021) will realise substantial growth over the next decade and become the largest contributor to global EO revenues in 2031 (with. €995 m and an 18.2% market share)
- By 2031, revenues of the global EO data and value-added services market will approach €5.5bn

Distribution of revenue by segments (€m, 2021)



Segment's EO market share

Segment's market share in 2021 and 2031



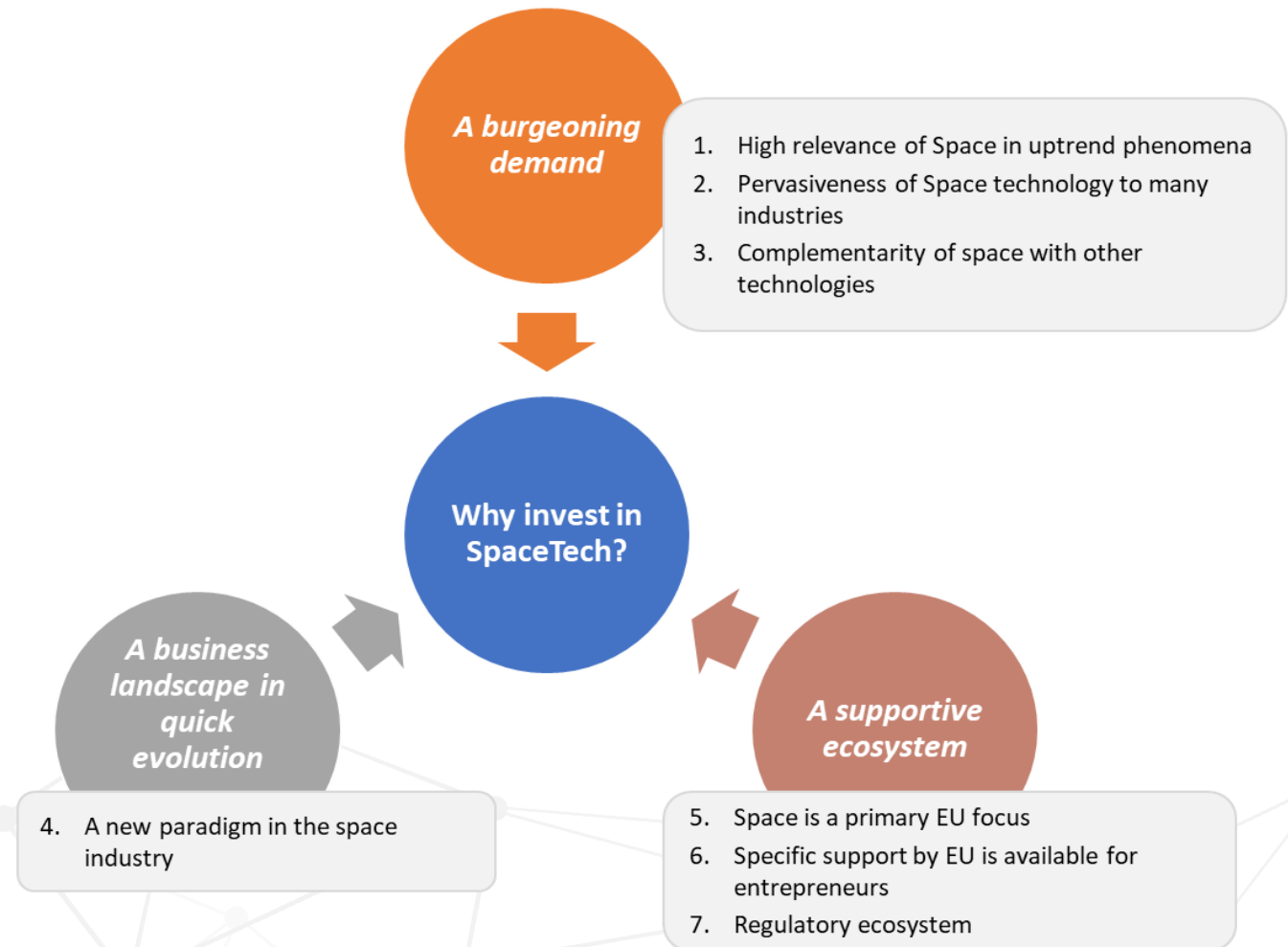
Note: The size of the bubbles represent the CAGR of each segment between 2021 and 2031

EBAN-EUSPA publication “Business Angels Guide to invest in the SpaceTech sector” to be issued in October



<https://www.eban.org/event/european-angel-investment-summit-2023/>

eban *Space*





Linking space to user needs

Get in touch with us

www.euspa.europa.eu



The European Union Agency for the Space Programme is hiring!

Apply today and help shape the future of #EUSpace!